



# TRAIL BUILDERS TEST



*bliep later  
bliep later  
bliep later*

# FILL IN THE BLANKS.

WHAT TYPE OF JUMP FEATURE IS THIS?



\_\_\_\_\_



\_\_\_\_\_



\_\_\_\_\_



\_\_\_\_\_



\_\_\_\_\_



\_\_\_\_\_


sleep later  
sleep later  
sleep later

# MATCH THE DEFINITION TO THE TERM.

- |                        |   |
|------------------------|---|
| Traverse _____         | 1. The result of cutting a section of tread across the side of a hill.                                      |
| Drainage _____         | 2. Short sections of trail that change from negative to positive slope to help manage rider speed.          |
| Bench Cut _____        | 3. Trail tread that aids in intercepting continuous surface runoff and diverting water from tread surfaces. |
| Berm _____             | 4. A feature at the beginning of a run that tests the resolve of a rider to filter them by skill level.     |
| Feature _____          | 5. A trail designed to travel across the face of a steep gradient.  |
| Squirrel Catcher _____ | 6. An artificial embankment that aids turning.  |
| Grade Reversal _____   | 7. Objects that have been introduced to the trail to add technical challenge.                               |

*Deep holes  
Deep holes  
Deep holes*

# WHY ARE THERE A LOT OF BREAKING BUMPS ON THIS TRAIL, AND HOW WOULD TO FIX THE TRAIL TO ALLEVIATE THEM?



# FILL IN THE CROSSWORD TO THE BEST OF YOUR ABILITIES.

## ACROSS

2 - When water continues to run down the hill in dispersed sections.

3 - Non destructive way markers showing the direction a trail will be built.

7 - A series of 180° bend in a road or path, especially one leading up the side of a mountain.

## DOWN

1 - The process of replanting and rebuilding the soil of disturbed land.


4 - The force that attracts a body toward the center of the earth, or toward any other physical body having mass.

5 - An out-sloped drain notch constructed into existing trails.

6 - The result of cutting a section of tread across the side of a hill.

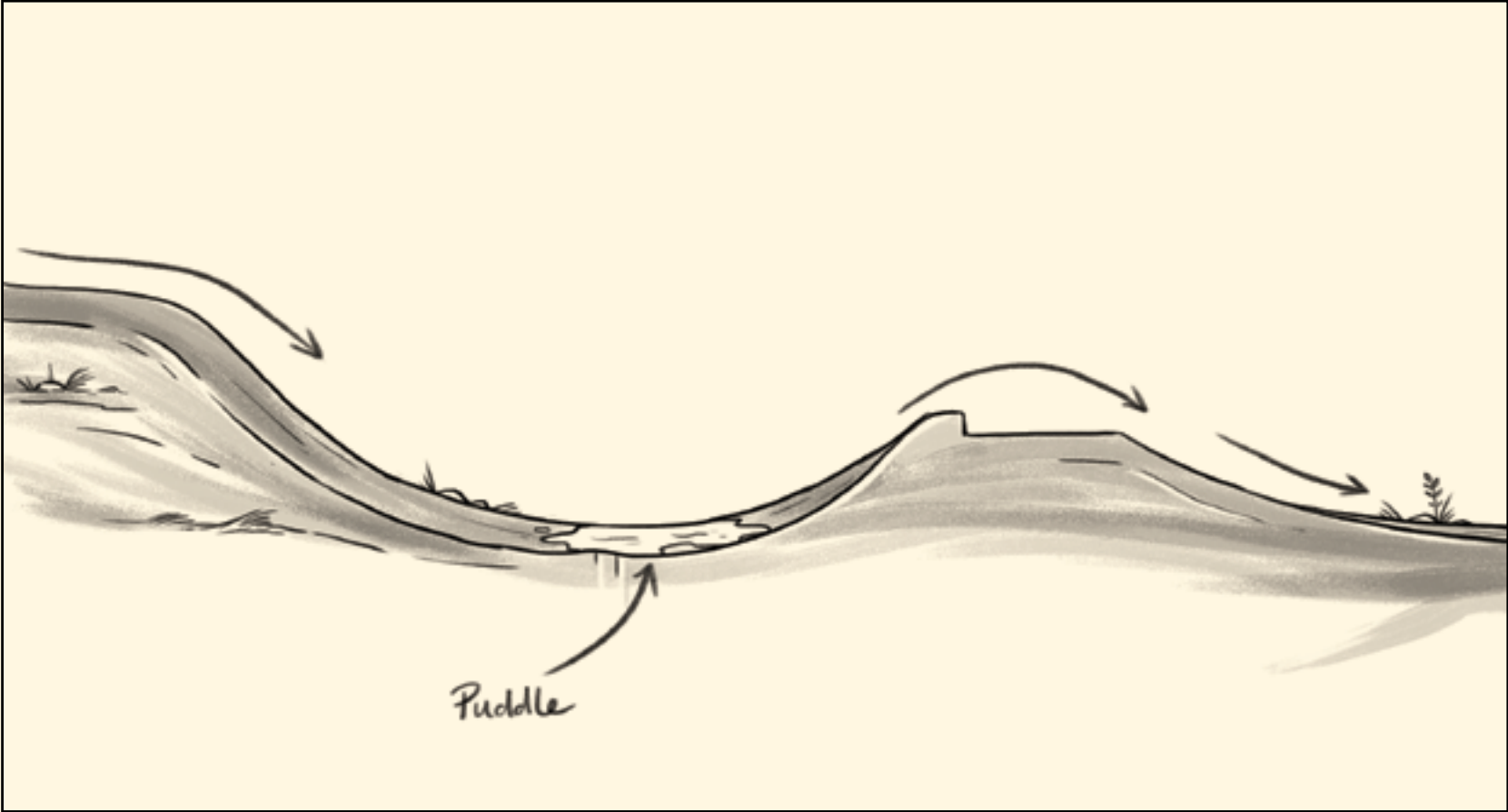
7 - A system in place for identification, warning, or direction.

8 - An artificial ridge or embankment to aid in the turning or flow of the trail.



*Deep holes  
Deep holes  
Deep holes*

# HOW WOULD YOU REPAIR THE DRAINAGE ON THIS TRAIL?



40'  
Deep water  
Deep water

**TELL US ABOUT YOUR DIRT AT HOME.**

*by deep water  
deep water  
deep water*




# FACTORS TO CONSIDER...

PROVIDE A COUPLE OF BULLETED NOTES.


## WHEN BUILDING A JUMP



## WHEN BUILDING A BERM

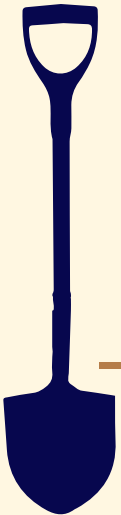


## WHEN BUILDING A DROP






# NAME THE FOLLOWING TOOLS USED IN TRAIL BUILDING.




\_\_\_\_\_




\_\_\_\_\_




\_\_\_\_\_



\_\_\_\_\_




\_\_\_\_\_




\_\_\_\_\_




\_\_\_\_\_




\_\_\_\_\_



\_\_\_\_\_



\_\_\_\_\_



\_\_\_\_\_

Shovel later  
Shovel later  
Shovel later

**THANKS FOR TAKING  
OUR TRAIL BUILDERS TEST.**

**WE'LL LET  
YA KNOW.**

*byleep later  
bleep later  
bleep later*